



MONGOLIAN NATIONAL CHAMBER OF COMMERCE AND INDUSTRY

BUSINESS AND INVESTMENT ENVIRONMENT IN MONGOLIA

MS. SARUUL BULGAN, SECRETARY GENERAL, MNCCI

2026.03.30





CONTENT

ECONOMIC OVERVIEW

BUSINESS SNAPSHOT

WHY MONGOLIA - INVESTMENT CLIMATE

INVESTMENT OPPORTUNITIES/MEGA PROJECTS FOR INVESTMENT

MONGOLIAN NATIONAL CHAMBER OF COMMERCE AND INDUSTRY

MNCCI is the main **REPRESENTATIVE BODY** and the **VOICE** of private sector of Mongolia with:



65+

YEARS OF EXPERIENCE



6500+

MEMBERS



21

BRANCH CHAMBERS NATIONWIDE



12

REPRESENTATIVES WORLDWIDE



15

BUSINESS COUNCILS



VISION

MNCCI shall be the platform for business success and a leader on the way to international market competitiveness.



MISSION

MNCCI shall act as facilitator, coordinator and supporter in development of businesses and be the connecting chain and partner in creating favorable business environment.



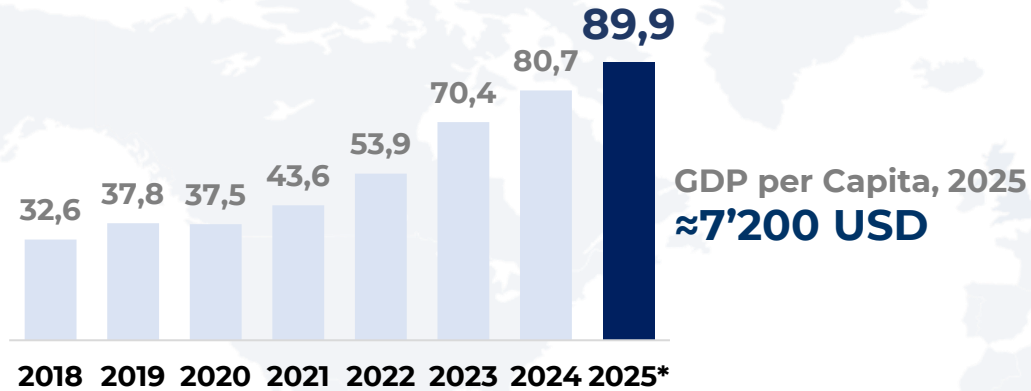
CORE VALUES

- Competent and cooperative team
- Efficient and effective partnership
- Valuable products and services
- Business ethics principle
- Leadership

MONGOLIA'S ECONOMY AT A GLANCE

GDP of Mongolia

Trillion tugriks (MNT)



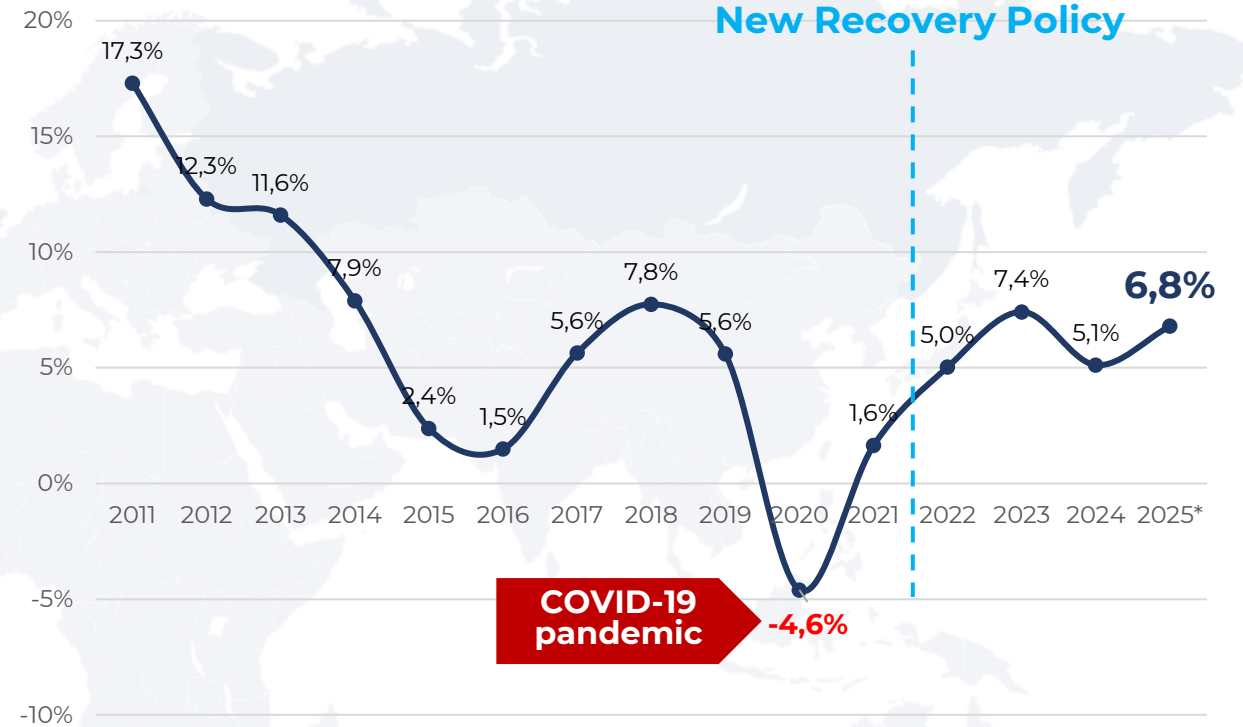
In 2025, Mongolian GDP has reached 89.9 trillion tugriks, approximately ~ **25.4 billion USD**

GDP by production, 2025 (%)



Real GDP Growth of Mongolia (2010-2025)

%, Annual growth

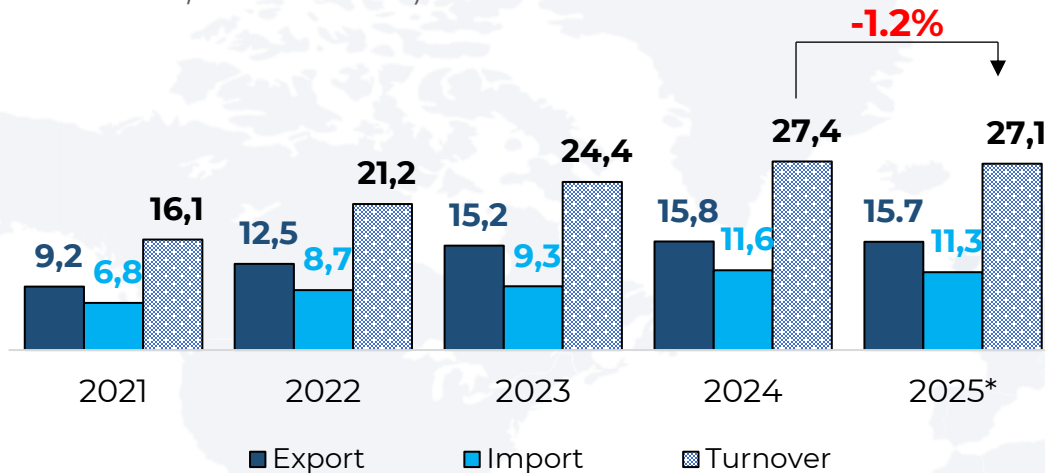


GDP at annual prices reached 89.9 trillion MNT in 2025. The GDP growth was mainly influenced by the increase in the added value of the agriculture sector by 2.2 (36.7%) trillion MNT, the service sector by 4.1 (11.5%) trillion MNT, and the Industry and construction sector by 2.0 (22.4%) trillion MNT.

MONGOLIA'S ECONOMY AT A GLANCE

Total Foreign Trade Turnover

(2020-2025, Billion USD)



Export decreased 22.6 million USD in 2025. It was mainly due to 2.9 billion USD decrease in coal, 256.7 million USD decrease in washed cashmere, 70.3 million USD decrease in crude petroleum oils, 5.5 million USD decrease in knitted clothes.

Major export products 2025 (%)

Mining (92.7%)

14.6 billion USD

- **Copper** – 5,808.7 mil USD
- **Coal** - 5,579.5 mil USD
- Non-monetary gold – 1,240.9 mil USD
- Iron ores and concentrates - 634.5 mil USD
- Fluorspar, leucite, nepheline etc. - 320.9 mil USD
- Crude oil – 251.3 mil USD
- Zinc ores and concentrates – 234.4 mil USD

Non-Mining (7.3%)

1.1 billion USD

- **Cashmere** – 343.9 mil USD
- **Live animals, meat** – 226.1 mil USD
- Food – 110.5 mil USD
- Fruits, nuts, and vegetables – 43.3 mil USD
- Seeds, rapes – 26.6 mil USD
- Cashmere goods – 26.2 mil USD
- Casing – 14.5 mil USD

Major import products 2025* (%)

Others (89.2%)

10.1 billion USD

- **Petroleum products** – 2,118.3 mil USD
- **Passenger cars** – 1,028.9 mil USD
- Trucks – 504.6 mil USD
- Electrical apparatus for line telephony etc. – 257.2 mil USD
- Heavy Machines – 245.2 mil USD
- Electricity – 216.4 mil USD

Food (10.7%)

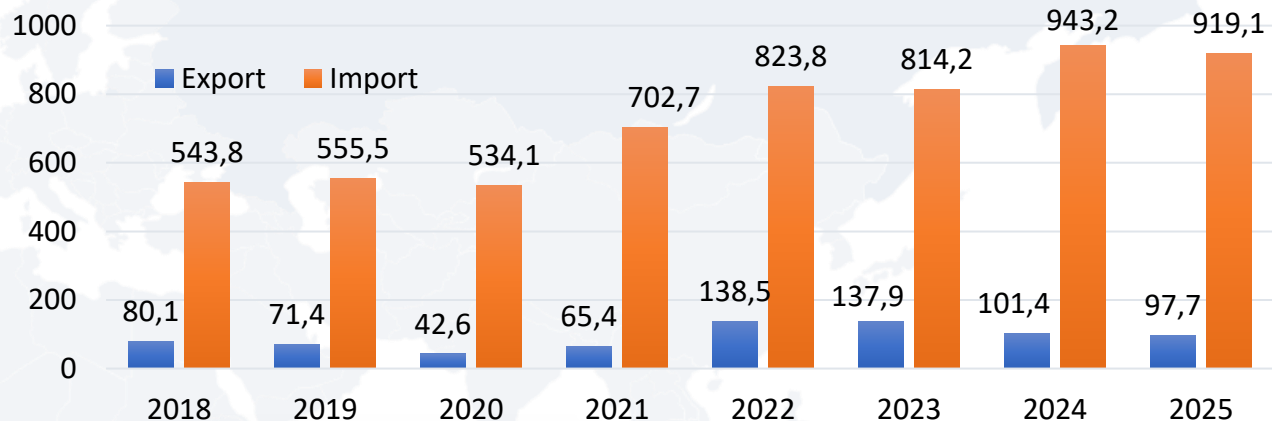
1.2 billion USD

- **Flour, rice, pastry** – 190.5 mil USD
- **Alcoholic and non-alcoholic drinks** – 180.4 mil USD
- Sugar, cacao, chocolate – 153.3 mil USD
- Vegetable, fruits – 129.8 mil USD
- Meat and meat products - 96.4 mil USD
- Milk, and milk products – 70.6 mil USD

MONGOLIA – EU COUNTRIES TRADE



Total two-way trade – 1.016 Billion USD
(This was 3.8% of the total turnover of Mongolia in 2025)



Major import products
919.1 million USD

- Medicaments in measured doses – 86.2 million USD
- Motor cars and other motor vehicles designed for the transport of persons - 64.9 million USD
- Parts suitable for use solely or principally with the machinery – 33.7 million USD
- Chocolate and other food preparations containing cocoa – 24.8 million USD
- Others

Major export products
97.7 million USD

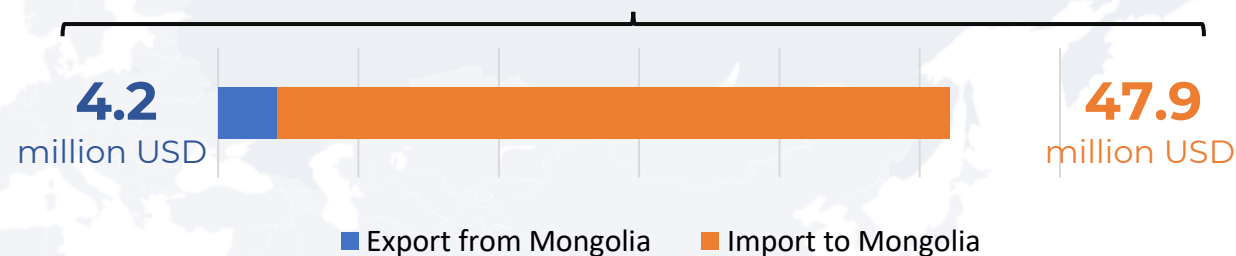
- Yarn of fine animal hair – 48.5 million USD
- Guts, bladders, and stomachs of animals – 12.9 million USD
- Other nuts – 4.5 million USD
- Knitted jerseys, pullovers, cardigans – 4.3 million USD
- Tungsten ores and concentrates
- Women knitted blouses

Source: Mongolian Customs Service, www.gaali.mn, 2025

MONGOLIA – AUSTRIA TRADE SNAPSHOT



Total two-way trade – 52.2 million USD
(This was 0.2% of the total turnover of Mongolia in 2025)



Major export products 4.2 million USD

- Guts, bladders, and stomachs of animals – 3.8 million USD
- Knitted jerseys, pullovers, cardigans – 254.2 thousand USD
- Other made-up clothing accessories, knitted – 39 thousand USD
- Blankets and travelling rugs – 31.5 thousand USD
- Knitted socks and other hosiery – 31.3 thousand USD

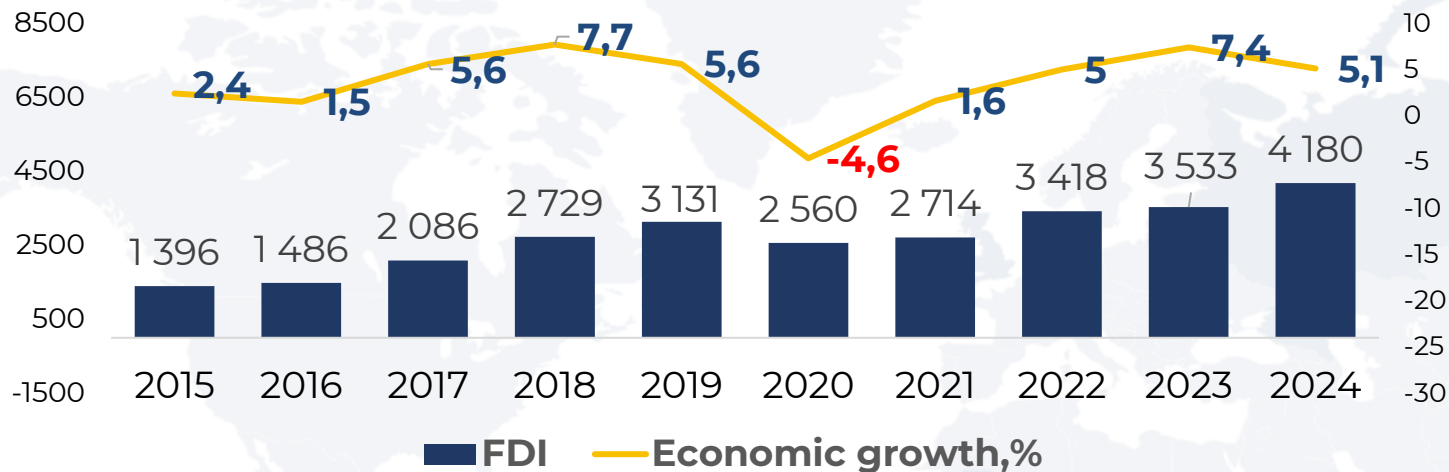
Major import products 47.9 million USD

- Motor vehicles for the transport of persons – 24.9 million USD
- X-ray tubes and other equipment for medical use – 3.8 million USD
- Cheese and curd – 2.5 million USD
- Instruments and appliances used in medical – 2.1 million USD
- Others – 5.3 million USD

MONGOLIA'S ECONOMY AT A GLANCE

Foreign Direct Investment

(2015-2024, inflow, million.USD)



Foreign Direct Investment (stock), 2025

50.6

billion.USD

Credit Rating 2025

BB-

S&P Global Ratings

TOP 5 SECTOR	
1. Mining	75.3%
2. Trade	5.6%
3. Finance	4.7%
4. Construction	2.5%
5. Science	2.3%

TOP 5 COUNTRIES	
1. Netherlands	42.5%
2. PRC	16.3%
3. Singapore	8.8%
4. United Kingdom	7.0%
5. Hong Kong	4.3%



WHY MONGOLIA ?



Market opportunities

1

WHY MONGOLIA ?

Business and investment environment

2

Business collaboration opportunities

3



MONGOLIA – IDEAL ACCESS TO ASIAN & EURASIAN MARKETS

Markets within **4.5 HOURS** from Mongolia

49% Global market share (by customers)

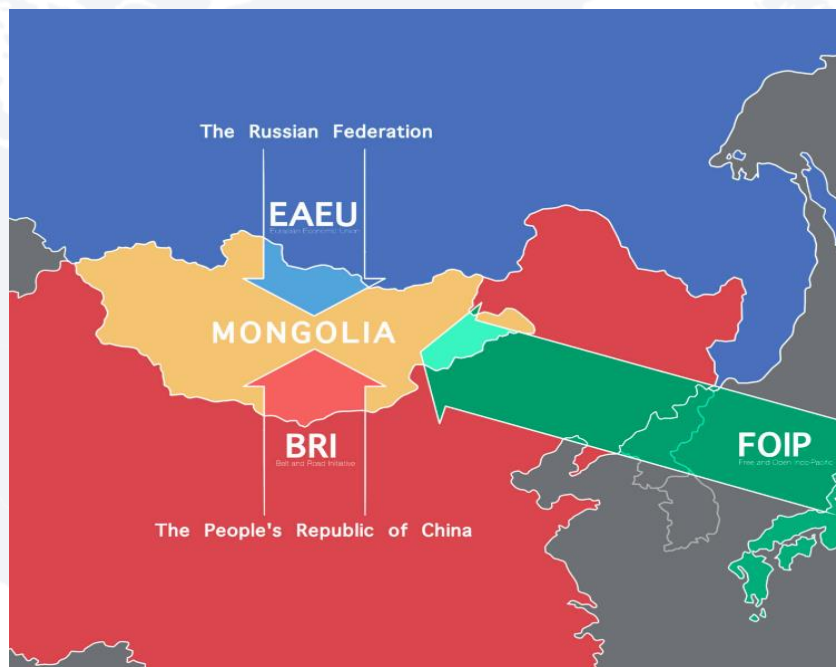
61% Global trade turnover





WHY MONGOLIA ?

Strategic location between two large economies, China and Russia.



Source: Mongolian institute for innovative policies

Copper

5th
in copper ore exports

12th
largest in reserves

Coal

3rd
largest exporter

7th
largest in reserves

Gold

36th
largest gold exporter

Significant potential in critical minerals, iron ore, zinc, tungsten, and fluorspar

MONGOLIA
· ALWAYS · MOVING ·

Untouched land, excellent eco-tourism potential

Significant potential for renewable energy

Digital services, fintech solutions, AI



Vast landscapes: Potential for crop cultivation, agribusiness, and livestock farming.

Produces:

40% of the world's cashmere

Top-quality meat, wool, and dairy products



BUSINESS COLLABORATION OPPORTUNITIES

Mineral Resources And Mining Sector Opportunities

Proven Reserves

#6 **COPPER**
59.6 million tons

IRON ORE
2.1 million tons

GOLD
510.4 million tons

ZINC
5.1 million tons

#5 **FLUORSPAR**
36.2 million tons

#10 **URANIUM**
59.6 million tons

PETROLEUM
32.6 million tons

COAL
39.7 million tons



2,688
Total number of licenses

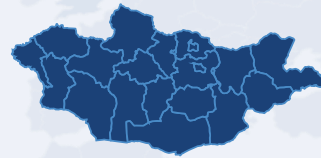


Exploration licenses **930**



Mining licenses **1,758**

Land coverage
4.2%
Licensed Area



Land coverage
95.8%
Area without detailed geological study

The Gold-3 Program will be implemented to strengthen and increase foreign exchange reserves

Rare Earth Elements Investment will be supported in the exploration, mining, and processing of rare earth elements

Support for Exploration, Mining, and Processing



Research

- Geological studies
- Airborne geophysical mapping



Exploration

- Detailed exploration
- Increasing proven reserves



Processing

- Copper Concentrating Factory
- Steel Manufacturing Plant
- Coal Enrichment and Coal-Chemical Complex
- Gold Refinery Plant

ENERGY SECTOR INVESTMENT OPPORTUNITIES

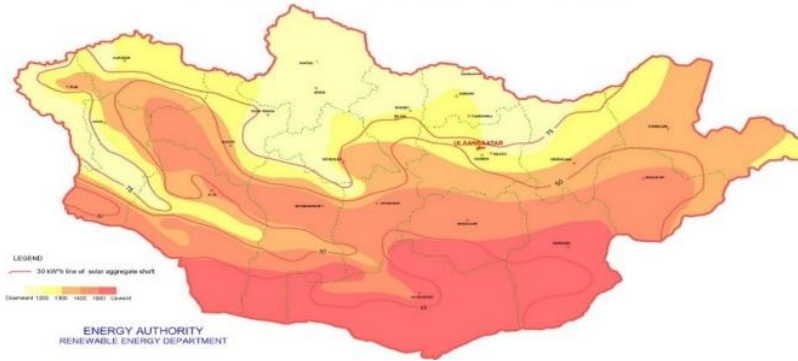
Mongolia's total renewable energy estimated potential

3,300 GW

Mongolia Renewable Readiness Assessment 2016
International Renewable Energy Agency

SOLAR ENERGY RESOURCE

2200 GW
4.7 TWh/year



1 100 - lower 1 200 - 1 300 1 300 - 1 400 1 400 - 1 500 1 500 - more

WIND ENERGY RESOURCE

1100 GW
2.5 TWh/year



Investment Opportunities



Growing Domestic Market demand
(worth of \$150 million)



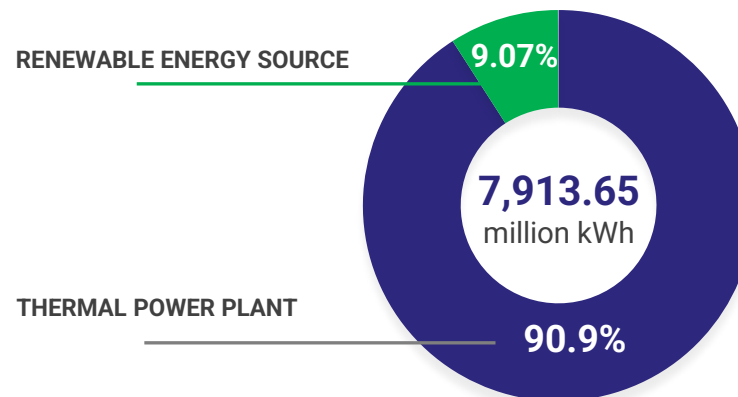
Renewable Energy Potential export to China



Development of Grid Infrastructure

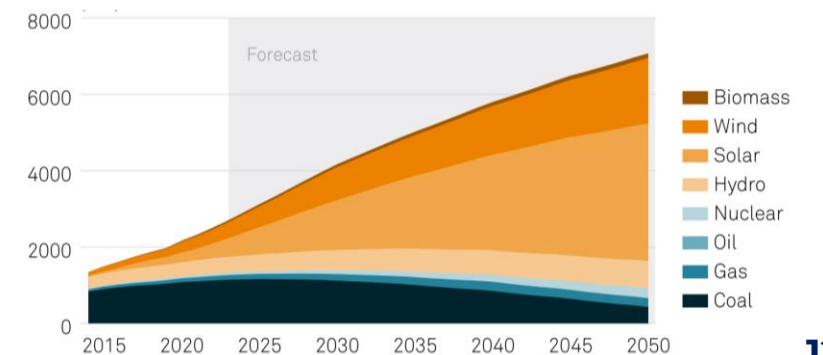
Mongolia's Electricity Generation (by sources)

As part of its New Recovery Policy, the Mongolian government has outlined plans to implement **21** energy projects.



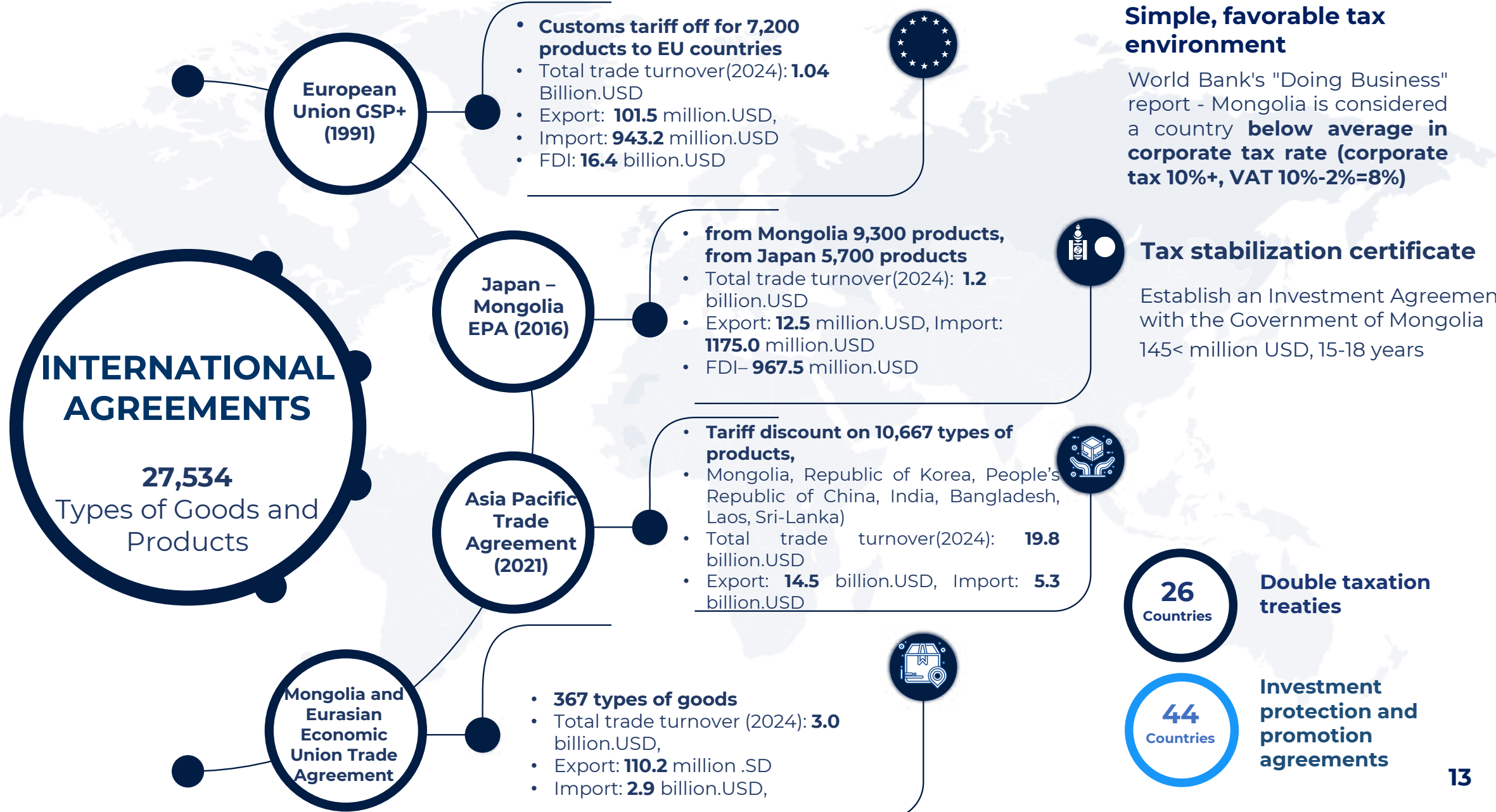
China's Pathway for Zero Carbon Power System (2060)

In the 14th Five-Year Plan, China aimed to have 33% of its electricity consumption from renewables by 2025.



Source: S&P Global Commodity Insights

MONGOLIA'S BUSINESS AND INVESTMENT ENVIRONMENT



BUSINESS COLLABORATION OPPORTUNITIES

14 Mega Projects

PROJECTS UNDER IMPLEMENTATION: 4 (4.6 billion.USD)

- ✓ Cross-border railway connections and cargo transfer terminal Project **330** Million.USD
- ✓ Oil Refinery Project **2.3** Billion.USD
- ✓ Uranium Development Project **1.6** Billion.USD
- ✓ Erdeneburen Hydroelectric Plant Project **340** Million.USD

STRATEGICALLY SIGNIFICANT PROJECTS: 5 (3.22 billion.USD)

- ✓ Tavantolgoi Thermal Power Plant Project **860** Million.USD
- ✓ Copper Concentrating Factory Project **760** Million.USD
- ✓ Steel Manufacturing Plant Project **650** Million.USD
- ✓ Gold Refinery Plant Project **150** Million.USD
- ✓ Coal-Chemical, Coke-Chemical Complex Project **800** Million.USD


PROJECT UNDER PREPARATION: 5 (5.18 billion.USD)

- ✓ Distributed Renewable Energy Project **750** Million.USD
- ✓ The Kherlen-Toono and Orkhon-Ongi water pipeline project **800** Million.USD
- ✓ Eg River Hydroelectric Plant Project **1.1** Billion.USD
- ✓ National Satellite Project **330** Million.USD
- ✓ Vertical Access Railway Project **2.2** Billion,USD

BUSINESS COLLABORATION OPPORTUNITIES

Agriculture Sector Resources and Opportunities

By 2024





THANK YOU FOR YOUR ATTENTION

Contact us



Mongolian National Chamber of Commerce and Industry



saruulb@mongolchamber.mn



+976 77277070 (ext. 6)



www.mongolchamber.mn